


BOTTEGANOVE

DIAMANTINO
COLOR CHART



Mosaic | Tile Shade Variation Categories



V0

V0 - Very Uniform Appearance

Pieces of the same shade value are very uniform and smooth in texture, they can be measured for small color differences and are in compliance with color uniformity requirements.



V1

V1 - Uniform Appearance

Differences among pieces from the same production run are minimal.



V2

V2 - Slight Variation

Clearly distinguishable differences in color and/or texture within similar colors.



V3

V3 - Moderate Variation

While the colors and/or texture present on a single piece of tile will be indicative of the colors and/or texture to be expected on the other tiles, the amount of colors and/or texture on each piece may vary significantly. It is recommended that the range be viewed before selection.



V4

V4 - Substantial Variation

Random color and/or texture differ from tile to tile, so that one tile may have totally different colors and/or texture from that on other tiles. Thus, the final installation will be unique. It is recommended that the range be viewed before selection.

DS

Dark Brown Stoneware

A mid fired fine-grained clay body that has a chocolate dark color. Great mechanical strength with little water absorption, sourced from Germans quarries. It is rich in Manganese oxide that reacts with specific glazes and creates particular effects.

Destination of use:

Vertical indoors surfaces and shower.

Which collection used it?

Clinker, Diamantino, Petali used this clay body our standard proposal.

M

Stoneware "M"

A mid fired fine-grained clay body that has a grey/buff color, it's been formulated specifically for us from a local clay supplier. It mature in a strong, durable and vitreous ceramic in a mid fired range, enable to save energetic cost. It doesn't have a great workability so not all shape can be made with this body clay and not all the glazes can be used, but still represent a great less expensive option to the classic porcelain or stoneware porcelain body clay.

Destination of use:

Vertical indoors/outdoors surfaces, swimming pool, steam rooms shower and all kinds of severe conditions.

Which collection used it?

Plumage, Petali, Clinker, Diamantino, could used this clay body for specific destination of use like outdoor installation or other sever conditions of use.

P

Porcelain

A high-firing fine-grained white clay body that mature to a durable, strong, vitreous ceramic. It is usually pure white because of its high kaolin content and lack of other ingredients like iron that can change the color and properties, sourced from French quarries.

Destination of use:

Vertical indoors/outdoors surfaces, swimming pool, stea rooms shower and all kind of severe conditions.

Which collection used it?

Plumage and Flora use this clay body in our standard proposal.

PS

Porcelain Stoneware

A high-firing atomised ceramic mix of raw materials. It is particularly suitable to produce glazed porcelain stoneware with similar features as for the clay body used in the tiles industry.

Destination of use:

Vertical indoors/outdoors surfaces, floor, swimming pool, steam rooms, shower and all kinds of severe conditions.

Which collection used it?

Micromosaico used this clay body in our standard proposal

Clay body | Overview on the clay we use

R

Refractory

A mid fired semi coarsed-grained clay body that has a grey color after firing. It has an elevated amount of grog (crushed refractory rocks) inside the clay, that reduce the thermal expansion coefficient and enable to obtain nice craquelè glaze effect, with depth and vitreous glaze. At the same time the grog added guarantee a high stability during drying and firing process, particularly needed with bigger pieces (i.e. Flora collection).

Destination of use:

Vertical indoors surfaces and shower.

Which collection used it?

Flora used this clay body in our standard proposal.

S

Stoneware

A mid fired fine-grained clay body that has a buff color which affects the color of the glaze.(i.e. For the Flora collection tiles we used this clay for the white satin finish because it obtains a more natural and warm color). It has more mechanical strength than white clay, with less water absorption, it is sourced from local suppliers close to our factory.

Destination of use:

Vertical indoors surfaces and shower.

Which collections used it?

Flora used this clay body in our standard proposal.

T

White clay (earthenware)

A low firing fine-grained clay body that is typically white both in the raw state and after firing. It has a great workability combined with the white color that enabled it to play with colored glazed. This highly porous clay will remain highly absorbent. Locally we have different suppliers of this body clay available. It's been used for centuries in our town, Nove, and it is still used nowadays.

Destination of use:

Vertical indoors surfaces and shower. It's the best choice in terms of quality/cost.

Which collections used it?

Plumage, Petali, Diamantino, Haiku, New Town used this clay body in our standard proposal.

WS

White Stoneware

A mid fired fine-grained clay body that has a white color, it has more mechanical strength than Stoneware with buff color and the same water absorption. Sourced as well from local suppliers.

Destination of use:

Vertical indoors surfaces and shower.

Which collections used it?

Barene used this clay body in our standard proposal.

DIAMANTINO

Design Botteganove Studio

The façade of the rhomboid lends itself to different interpretations both for the colour and the composition. Besides the classical arrangement, Diamantino has some very particular compositions such as the herringtonbone pattern. When the tile is two-tone, the glaze is always applied by brush, so as to combine gloss and matte finishes, applications of shiny or precious metals, thereby obtaining aesthetically striking contrasts. In this way the walls become a support for a finished work that vibrates its essence of colour, light and shade.

La sfaccettatura del rombo si presta a essere interpretata sia attraverso il colore sia dal punto di vista compositivo: oltre alla disposizione classica, con Diamantino si realizzano composizioni più particolari come quella a spina di pesce. Quando la tessera unisce due tonalità, il colore è sempre applicato a pennello: in questo modo è possibile combinare superfici lucide e matt, applicazioni di lustri o metalli preziosi e colorazioni sature e materiche, ottenendo contrasti esteticamente interessanti. Le pareti diventano così il supporto per un rivestimento che le fa vibrare di matericità, di colore, di luci e ombre.



When the picture isn't available the sample is replaced by an illustration that resembles the finish.



CIPRIA GLOSS

TR_S006



V2



CIPRIA SATIN

TR_S007



V2



WHITE SATIN

TR_S012



V1



WHITE GLOSS

TR_S011



V1



AGAVE GREEN SATIN

TR_S013



V2



GREY SATIN

TR_S009



V2



BICOLOUR LIGHT BLUE/ GREEN MALACHITE GLOSS

CR_S002A



V3



BICOLOUR GREEN/ TURQUOISE GLOSS

TR_S001



V3



ANTIQUÉ VENICE GREEN

TR_L002



V3



MALACHITE GLOSS

CR_S008



V3



BICOLOUR BLUE SEMIGLOSS/ GREEN MALACHITE GLOSS

CR_S002



V3



BLUE SEMI-GLOSS

CR_S005



V2

When the picture isn't available the sample is replaced by an illustration that resembles the finish.



BICOLOUR DARK BLUE/GREEN

TR_S001A



V2

DIAMANTINO



BLACK SATIN

TR_S004



V1



BLACK GLOSS

TR_S003



V1



METAL WITH GOLDEN SHADE

CR_L007



V3



GRAPE GLOSS

TR_L001



V2



COPPER GLOSS

TR_M002



V1



GOLD GLOSS

TR_M003



V1



CHAMPAGNE

TR_M005



V1



YELLOW PLATINUM GLOSS

TR_M004



V1



BICOLOUR BLUE KLEIN SATIN/GOLD GLOSS

TR_M001



V3



LIME GLOSS

TR_S010



V1



TR_C001A



TR_C001B



TR_C001C



TR_C001D



TR_C001E




TR_C001F

BI-COLOUR AND ONE COLOUR - RED/CREAM GLOSS




DIAMANTINO
STANDARD COLOR COMPOSITION PROPOSED




CIPRIA, GREY SATIN, LIME GLOSS
TR_C003

TR_S006 (33%) + TR_S009 (33%) + TR_S010 (33%)




BI-COLOUR AND ONE COLOUR - RED/CREAM GLOSS
TR_C001

TR_C001A (16%) + TR_C001B (16%) + TR_C001C (16%) + TR_C001D (16%) +
TR_C001E(16%) + TR_C001F (16%)



BI-COLOUR AND ONE COLOUR - BLUE GREEN / TURQUOISE GLOSS
TR_C004

TR_S001 VERTICAL (50%) + TR_S001 HORIZONTAL (50%)

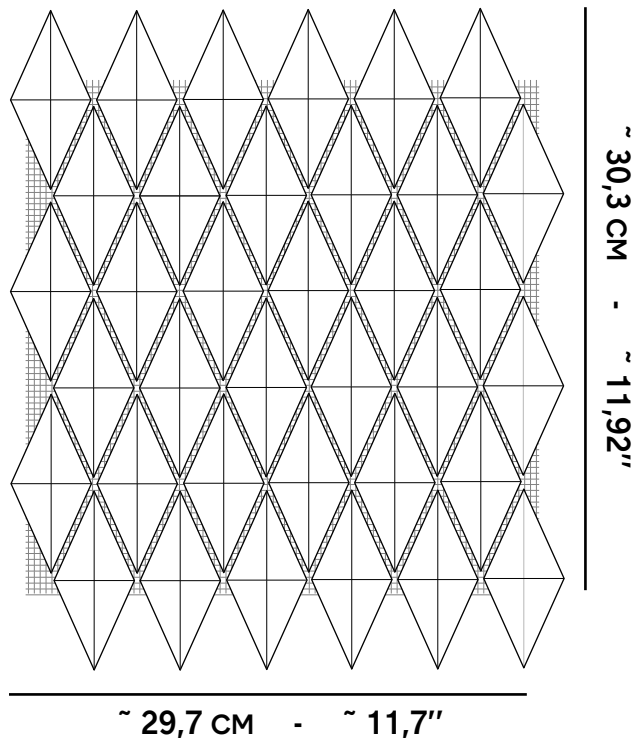


BLUE AND GREEN MALACHITE COMBINATION
CR_C002

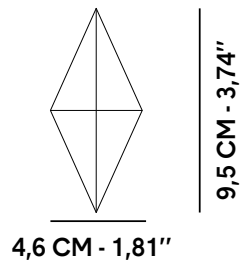
CR_S002 VERTICAL (25%) + CR_S002A VERTICAL (25%) +
CR_S005 (25%) + CR_S008 (25%)

TECHNICAL INFORMATION:

* For more details please consult our collection data sheet.



Diamantino collection is supplied back mesh mounted



STANDARD CLAY BODY AVAILABLE FOR DIAMANTINO COLLECTION

T White Clay (earthenware) > product code TR_XXX

It is the main clay body used as a standard for this collection. For clay properties refer to table pages 4-5. When the code begin with a "T" it means that either the pictures on this color chart and prices on the price list refer to a product made using this clay body.

DS Dark Brown Stoneware > product code CR_XXX


It is a clay body used as a standard for this collection. For clay properties refer to table page 4-5. When the code begin with a "C" it means that either the pictures on this color chart and prices on the price list refer to a product made using this clay body.


AVAILABLE CLAY BODY ON REQUEST:

M Stoneware "M"

COLOR VARIATIONS ON DIFFERENT CLAY BODY:

The same color on different clay bodies, could have from slight to substantial different appearance. It could also happen that some colors cannot be obtained on a specific clay body. For more information contact our technical office.

 **Precious finishing:**
it is a finishing where metal or luster salt has been used to obtain a particular effect. Due to the nature of these components a special care may be required during installation and maintainance. For more information contact our technical office.

 **Hand painted**
it is a finishing hand painted with a brush. This could be done either to obtain different color shade within the same piece and create balanced variations, or to apply precious finishes where every single stroke must not be wasted.




**DISCOVER THE DESIGNER:
BOTTEGANOVE STUDIO**

Botteganove studio is the internal research and design department run by Christian Pegoraro, founder of Botteganove and the original designer/entrepreneur. Having grown up surrounded by ceramics and driven by a strong personality, he took over the family business in 2015 with the aim of revitalising the noble tradition of ceramics through the production of innovative collections.

Botteganove Studio è il dipartimento interno di ricerca e design guidato da Christian Pegoraro, fondatore di Botteganove e originale figura di designer/imprenditore. Cresciuto tra le ceramiche, nel 2015 rileva l'azienda di famiglia con l'obiettivo di ridare nobiltà alla ceramica attraverso collezioni innovative e dalla forte personalità.





BOTTEGANOVE

Info@botteganove.it • www.botteganove.it • Via molini, 88 36055 nove (vi) italy • T. +39 (0) 424 590 110