


BOTTEGANOVE

**NEW TOWN**  
COLOR CHART



## Mosaic | Tile Shade Variation Categories



V0

### **V0 - Very Uniform Appearance**

Pieces of the same shade value are very uniform and smooth in texture, they can be measured for small color differences and are in compliance with color uniformity requirements.



V1

### **V1 - Uniform Appearance**

Differences among pieces from the same production run are minimal.



V2

### **V2 - Slight Variation**

Clearly distinguishable differences in color and/or texture within similar colors.



V3

### **V3 - Moderate Variation**

While the colors and/or texture present on a single piece of tile will be indicative of the colors and/or texture to be expected on the other tiles, the amount of colors and/or texture on each piece may vary significantly. It is recommended that the range be viewed before selection.



V4

### **V4 - Substantial Variation**

Random color and/or texture differ from tile to tile, so that one tile may have totally different colors and/or texture from that on other tiles. Thus, the final installation will be unique. It is recommended that the range be viewed before selection.

DS

### **Dark Brown Stoneware**

A mid fired fine-grained clay body that has a chocolate dark color. Great mechanical strength with little water absorption, sourced from German quarries. It is rich in Manganese oxide that reacts with specific glazes and creates particular effects.

**Destination of use:**

Vertical indoors surfaces and shower.

**Which collection used it?**

Clinker, Diamantino, Petali used this clay body our standard proposal.

M

### **Stoneware "M"**

A mid fired fine-grained clay body that has a grey/buff color, it's been formulated specifically for us from a local clay supplier. It matures in a strong, durable and vitreous ceramic in a mid fired range, enabling to save energetic cost. It doesn't have a great workability so not all shapes can be made with this body clay and not all the glazes can be used, but still represent a great less expensive option to the classic porcelain or stoneware porcelain body clay.

**Destination of use:**

Vertical indoors/outdoors surfaces, swimming pool, steam rooms shower and all kinds of severe conditions.

**Which collection used it?**

Plumage, Petali, Clinker, Diamantino, could use this clay body for specific destination of use like outdoor installation or other severe conditions of use.

P

### **Porcelain**

A high-firing fine-grained white clay body that matures to a durable, strong, vitreous ceramic. It is usually pure white because of its high kaolin content and lack of other ingredients like iron that can change the color and properties, sourced from French quarries.

**Destination of use:**

Vertical indoors/outdoors surfaces, swimming pool, steam rooms shower and all kinds of severe conditions.

**Which collection used it?**

Plumage and Flora use this clay body in our standard proposal.

PS

### **Porcelain Stoneware**

A high-firing atomised ceramic mix of raw materials. It is particularly suitable to produce glazed porcelain stoneware with similar features as for the clay body used in the tiles industry.

**Destination of use:**

Vertical indoors/outdoors surfaces, floor, swimming pool, steam rooms, shower and all kinds of severe conditions.

**Which collection used it?**

Micromosaico used this clay body in our standard proposal.

## Clay body | Overview on the clay we use

R

### **Refractory**

A mid fired semi coarsed-grained clay body that has a grey color after firing. It has an elevated amount of grog ( crushed refractory rocks) inside the clay, that reduce the thermal expansion coefficient and enable to obtain nice craquelè glaze effect, with depth and vitreous glaze. At the same time the grog added guarantee a high stability during drying and firing process, particularly needed with bigger pieces (i.e. Flora collection).

#### **Destination of use:**

Vertical indoors surfaces and shower.

#### **Which collection used it?**

Flora used this clay body in our standard proposal.

S

### **Stoneware**

A mid fired fine-grained clay body that has a buff color which affects the color of the glaze.( i.e. For the Flora collection tiles we used this clay for the white satin finish because it obtains a more natural and warm color ). It has more mechanical strength than white clay, with less water absorption, it is sourced from local suppliers close to our factory.

#### **Destination of use:**

Vertical indoors surfaces and shower.

#### **Which collections used it?**

Flora used this clay body in our standard proposal.

T

### **White clay (earthenware)**

A low firing fine-grained clay body that is typically white both in the raw state and after firing. It has a great workability combined with the white color that enabled it to play with colored glazed. This highly porous clay will remain highly absorbent. Locally we have different suppliers of this body clay available. It's been used for centuries in our town, Nove, and it is still used nowadays.

#### **Destination of use:**

Vertical indoors surfaces and shower. It's the best choice in terms of quality/cost.

#### **Which collections used it?**

Plumage, Petali, Diamantino, Haiku, New Town used this clay body in our standard proposal.

WS

### **White Stoneware**

A mid fired fine-grained clay body that has a white color, it has more mechanical strength than Stoneware with buff color and the same water absorption. Sourced as well from local suppliers.

#### **Destination of use:**

Vertical indoors surfaces and shower.

#### **Which collections used it?**

Barene used this clay body in our standard proposal.



## NEW TOWN


Design Adam Nathaniel Furman

**Audacious yet elegant geometry, that recalls the classical age of Georgian Bath and Edinburgh New Town but also the controlled irregularity of the floor tiling at the Fondazione Querini Stampalia by Carlo Scarpa, is reinterpreted here in the form of ceramic decoration. A complex process for an unmistakable surface that is both classical and contemporary at the same time. Joy in pure form.**

Geometrie audaci ed eleganti, che richiamano la classicità della Bath georgiana e il quartiere New Town di Edimburgo ma anche l'irregolarità controllata della pavimentazione della Fondazione Querini Stampalia di Carlo Scarpa, sono reinterpretate in forma di rivestimento ceramico. Un processo complesso per una superficie inconfondibile che è allo stesso tempo classica e contemporanea, una gioia di pura forma.







**GREEN TONES GLOSS**  
TNT\_SA02




V4



**RIDGED**  
TNT\_S02A



V2



**CIRCLE**  
TNT\_S02B



V2



**PLAIN**  
TNT\_S02C



V2



**RIDGED**  
TNT\_S02D



V2



**PLAIN**  
TNT\_S02D



V2

When the picture isn't available the sample is replaced by an illustration that resembles the finish.



**BLUE/GREEN/GRAPES TONES GLOSS/SATIN**  
TNT\_SA05



**RIDGED**  
TNT\_S05A



**PLAIN**  
TNT\_S05A



**RIDGED**  
TNT\_S05B



**PLAIN**  
TNT\_S05B



**CIRCLE**  
TNT\_S05C



**RIDGED**  
TNT\_S05D



**PLAIN**  
TNT\_S05D




When the picture isn't available the sample is replaced by an illustration that resembles the finish.




**BLUE TONES GLOSS**  
TNT\_SA01




**RIDGED**  
TNT\_S01A  
  
V2




**PLAIN**  
TNT\_S01A  
  
V2




**RIDGED**  
TNT\_S01B  
  
V2




**PLAIN**  
TNT\_S01B  
  
V2




**RIDGED**  
TNT\_S01C  
  
V2





**PLAIN**  
TNT\_S01C  
  
V2



**RIDGED**  
TNT\_S01D  
  
V2





**PLAIN**  
TNT\_S01D  
  
V2




**BLUE TONES GLOSS**  
TNT\_SA01II



**CIRCLE**  
TNT\_S01E  
  
V2



**CIRCLE**  
TNT\_S01F  
  
V2



When the picture isn't available the sample is replaced by an illustration that resembles the finish.



**RED TONES GLOSS**  
TNT\_SA04



V4



**RIDGED**  
TNT\_S04A




V2



**PLAIN**  
TNT\_S04A



V2



**RIDGED**  
TNT\_S04B



V2



**PLAIN**  
TNT\_S04B



V2



**RIDGED**  
TNT\_S04C



V3



**PLAIN**  
TNT\_S04C



V3



**CIRCLE**  
TNT\_S04D



V3



**RIDGED**  
TNT\_S04D



V2



**RED TONES GLOSS**  
TNT\_SA04 II



V4



**PLAIN**  
TNT\_S04D



V2



**CIRCLE**  
TNT\_S04E



V2



**PASTEL COLOURS GLOSS**  
TNT\_SA03



V4



**RIDGED**  
TNT\_S03B



V1



**RIDGED**  
TNT\_S03A



V1



**PLAIN**  
TNT\_S03A



V1



**CIRCLE**  
TNT\_S03A



V1



**PLAIN**  
TNT\_S03C



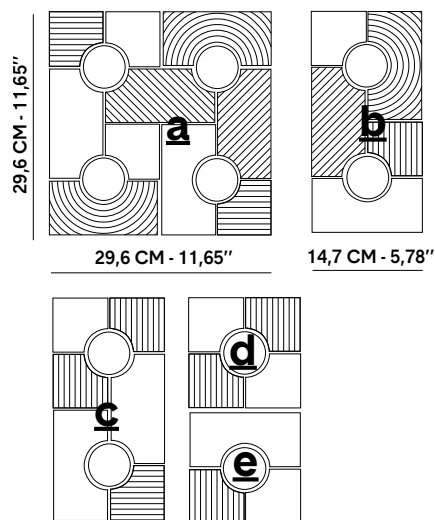
V2



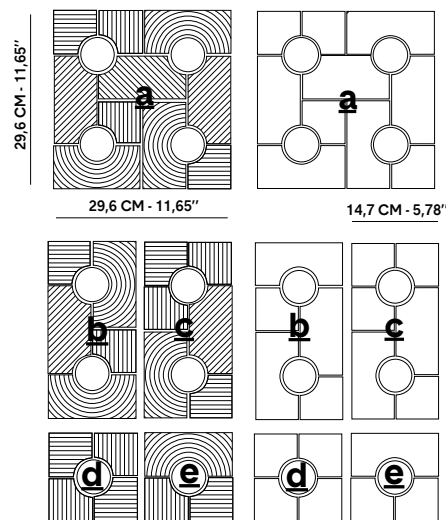
**CIRCLE**  
TNT\_S03C



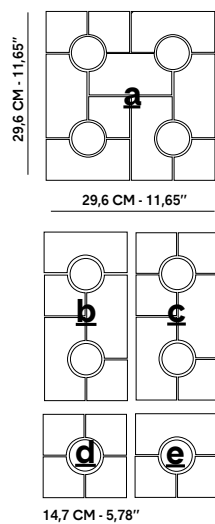
V2



**VERSION A** plain and ridged tiles, supplied back mesh random mixed mounted



**VERSION B** plain and ridged tiles, supplied back mesh neatly laid out mounted



**VERSION C** plain tiles, supplied back mesh mounted

**STANDARD CLAY BODY AVAILABLE FOR NEW TOWN COLLECTION**

**T White Clay (earthenware)** > product code TNT\_XXX  
 It is the main clay body used as a standard for this collection. For clay properties refer to table pages 4-5.  
 When the code begin with a "T" it means that either the pictures on this color chart and prices on the price list refer to a product made using this clay body.

**AVAILABLE CLAY BODY ON REQUEST:**

**P Porcelain**

**COLOR VARIATIONS ON DIFFERENT CLAY BODY:**

The same color on different clay bodies, could have from slight to substantial different appearance. It could also happen that some colors cannot be obtained on a specific clay body. For more information contact our technical office.

**Precious finishing:**  
 it is a finishing where metal or luster salt has been used to obtain a particular effect. Due to the nature of these components a special care may be required during installation and maintainance. For more information contact our technical office.

**Hand painted**  
 it is a finishing hand painted with a brush. This could be done either to obtain different color shade within the same piece and create balanced variations, or to apply precious finishes where every single stroke must not be wasted.





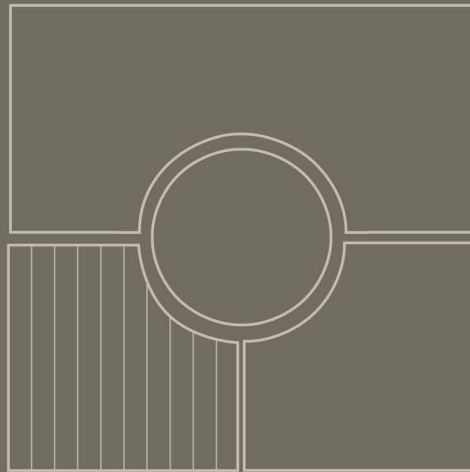


**DISCOVER THE DESIGNER:  
ADAM NATHANIEL FURMAN**

Adam Nathaniel Furman is a London based artist and designer, with roots in Japan and Argentina and a background in Architecture and the Fine Arts. Known throughout the world for their embracing and provocative interior design projects and for the colourful and witty designs for important international brands, Furman believes that design should be fun and has created public works, towering and colourful sculptures that can be experienced and enjoyed by all. Furman's work has been exhibited all over the world and widely published.

Artista e designer londinese con una formazione in architettura e belle arti, Adam Nathaniel Furman ha origini giapponesi e argentine. I suoi progetti d'interni coinvolgenti e provocatori e i prodotti colorati e divertenti, realizzati con importanti brand internazionali, sono conosciuti in tutto il mondo. Furman crede in un design capace di evocare gioia: per questo il suo lavoro comprende anche opere pubbliche, sculture torreggianti e colorate che possono essere godute e sperimentate da tutti. Il suo lavoro è stato esposto in tutto il mondo ed è stato ampiamente pubblicato.





# **BOTTEGANOVE**

Info@botteganove.it • [www.botteganove.it](http://www.botteganove.it) • Via molini, 88 36055 nove (vi) italy • T. +39 (0) 424 590 110